

SLBt

DATA SHEET



Product information

Introducing Tungsram's latest LED road and street fixture, the SLBt, which makes the advantages of outdoor LED lighting available for everyone, even those on tight budgets. Designed to replace 35-100W HID and 24-36W CFL fixtures, the SLBt is a great LED solution for minor roads, residential streets and other public spaces where modest levels of illumination are required.

Application areas



Pedestrian street



Car park



Street & residential road lighting

Driver features

- Electronic, dimmable driver: Dali, CLO and dynadim from 15-70W

Structures and materials

- Housing material: die-cast aluminium body, corrosion resistant screws and brackets
- Optic material: coated polycarbonate or aluminium
- Colour: RAL7035
- Optical cover: UV stabilized polycarbonate

Performance

- Rated luminous flux range: from 1600-8610 lm
- Rated luminaire efficacy: minimum 120 lm/W at 4000K
- Photometric code: 740/559
- Rated median useful life and the associated rated LM factor: L90B50 > 103.000 hours
- Rated median useful life and the associated rated LM factor: L80B10 > 215.000 hours
- Rated abrupt failure value < 10% at 100.000 hours
- Lumen maintenance code: 9
- Rated ambient temperature (tq) related to performance for a luminaire: 25°C
- Rated median useful life and the associated rated LM factor: L80B50 > 218.000 hours

Definitions and tolerances according to IEC62722-2-1:2014

Installation and maintenance

Mounting options:

- Side mount bracket \varnothing 35mm-60mm
- Post top bracket \varnothing 48mm-76mm
- Universal coupler side \varnothing 35mm-76mm
- Universal coupler post \varnothing 35mm-76mm
- Universal Coupler can be adjusted -15°, -10°, -5°, 0°, +5°, +10°, +15° by 5° degree steps
- Recommended mounting height: 4-15m
- Weight: 5 kg
- Only two hand-tools required for installing the fixture
- Storage temperature up to 85°C.
- Ambient temperature from -40°C to +35°C

Optics

Available photometric distributions:

- Narrow Asymmetric – medium (B, B2, B5)
- Asymmetric – short (C5)
- Asymmetric – medium (E2, E5)
- Forward asymmetric – medium (F, F5, G2)
- Narrow asymmetric – short (N)
- Narrow asymmetric with backlight – short (P5)
- Narrow asymmetric – medium (R)
- Asymmetric – short (T)
- Pedestrian cross walk (X5, Z5)
- Symmetric – medium (Y5)

Rated colour rendering index: >70

Rated correlated colour temperatures: 4000K

S/P rating for: 4000K - 1.47

ULOR: 0

Rated initial chromaticity co-ordinate values for 4000K:

- CIE(x=0.38, y=0.38) 5SDCM

Electrical

Input voltage and frequency: 220-240V, 50-60Hz

Class I + Class II

Surge protection: 8kV

Rated input power: 13 to 66W

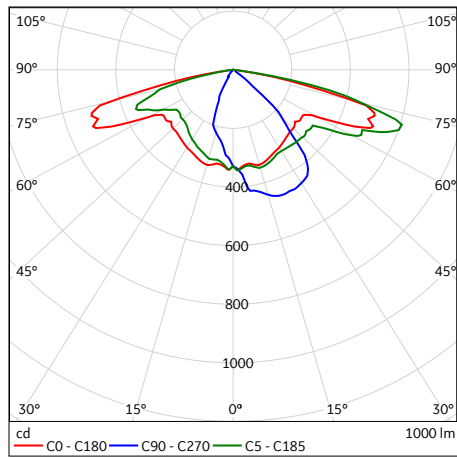
Standards and regulation

CE, Directive 2014/30/EC, 2014/35/EC, 2009/125/EC
1194/2012/EU, 2011/65/EC, EN 60598, EN 62471, EN 55015,
EN 61000, EN 62493, EN 61547.

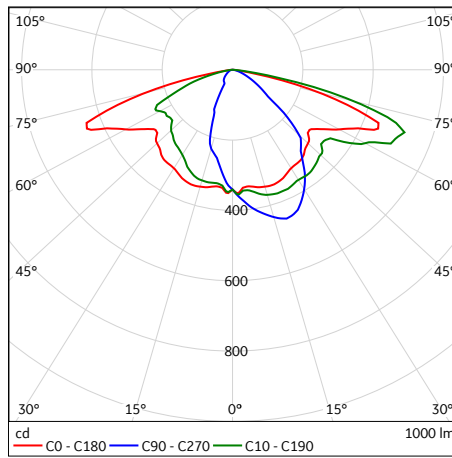
Other options available

Precabing, extra surge protection up to 10kV/5kA, daylight
sensor

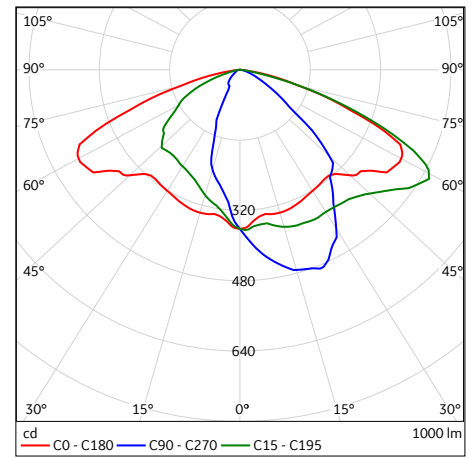
Typical photometrical features



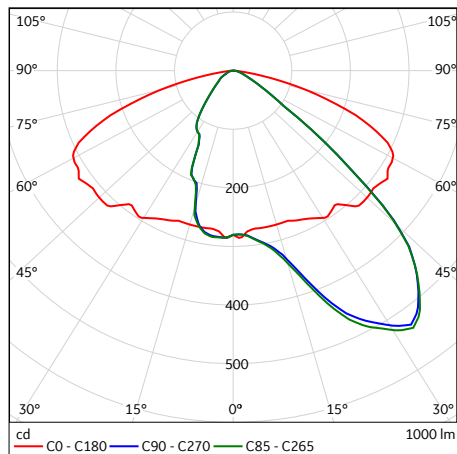
B



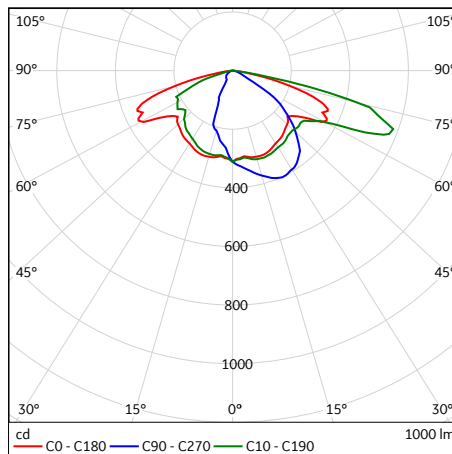
B2



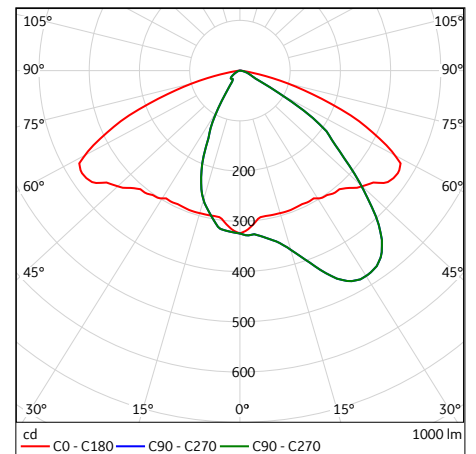
B5



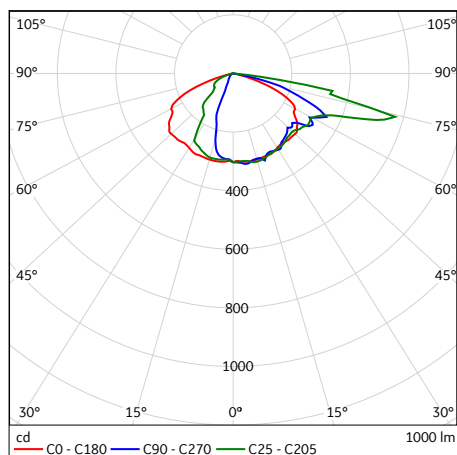
C5



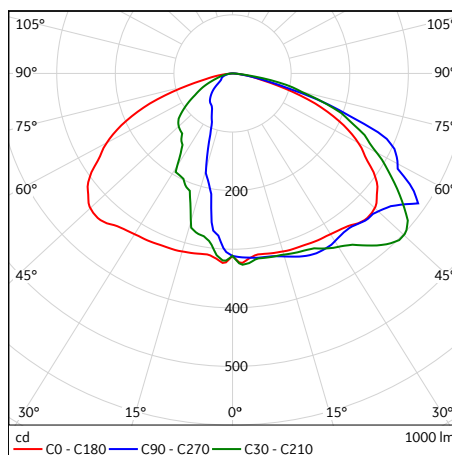
E2



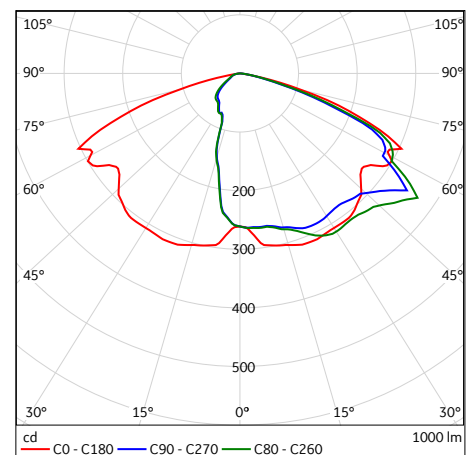
E5



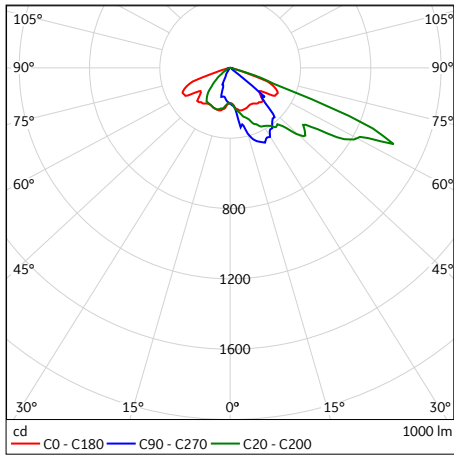
F



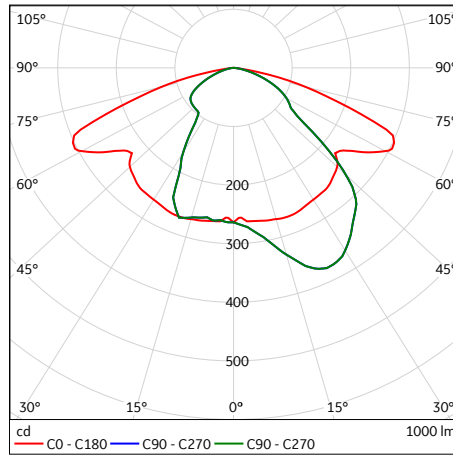
F5



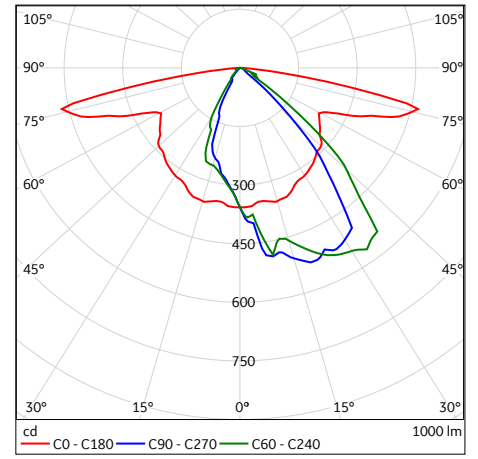
G2



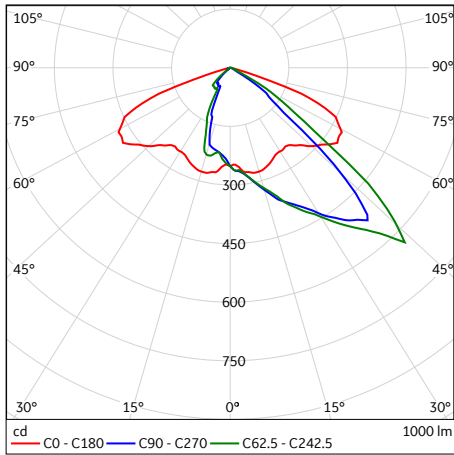
N



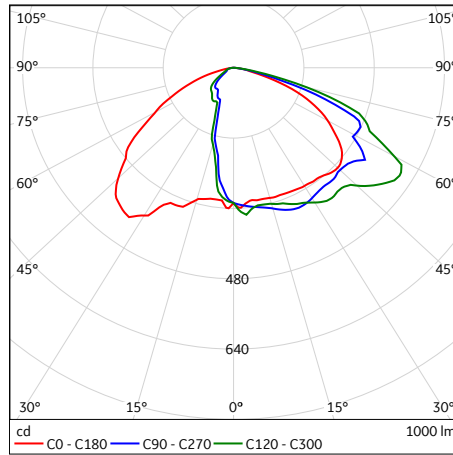
P5



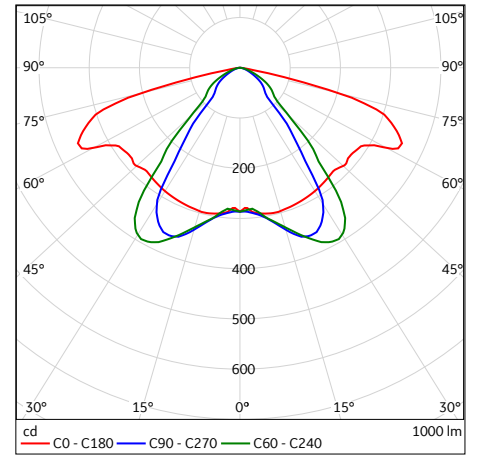
R



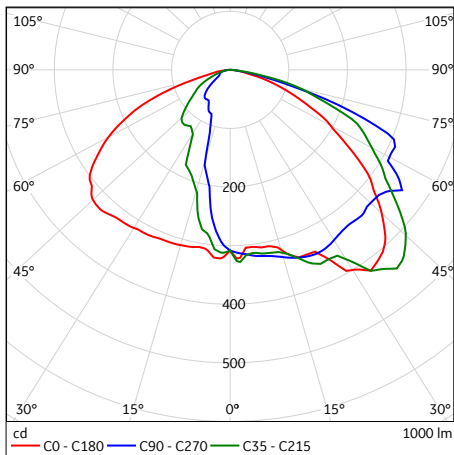
T



X5

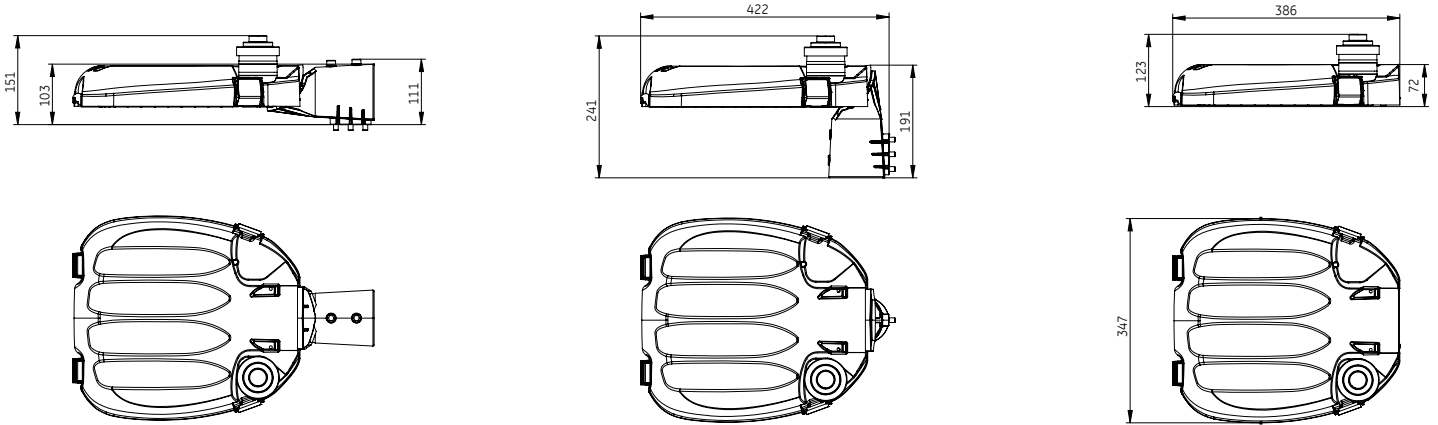


Y5



Z5

Dimensions (mm)



Order logic

Name	Gen.	Front cover	Optics	Power (W)	CCT (K)	Control	Accessories	IEC Protection Classes	Precabbling	Mounting	Color
SLBt	3S	F-Flat	B F N R T B2 B5 C5 E2 E5 F5 G2 P5 X5 Y5 Z5	15 20 30 35 40 50 55 70	40-4000	N - No control D - DALI Y - DynaDim NL - No control with CLO DL - Dali with CLO YL - DynaDim with CLO	ST - Standard type M3 - Minicell 35lux* SP - Extra Surge protection F - Fuse LS - 7 pin NEMA socket* ** LSP - 7 pin NEMA socket + Surge protection* ** SR - Smart ready connector*	C1 - Class I C2 - Class II	N - No precabbling PXX - Precabbling with XX meters	S60 - Side mount bracket 42-60mm P76 - Post top bracket 48-76mm U35 - Universal coupler 35-42 mm U50 - Universal coupler 42-55 mm U60 - Universal coupler 50-60 mm U76 - Universal coupler 55-76 mm	R7035 RXXX

Example: SLBT/3S/F/B/20/40/N/ST/C1/N/S60

* Marked constructions are not available with C2 IEC protection class

** LS and LSP variants are IP65 and IK07

