

# LED Slim Downlight Premium



## Product information

TUNGSRAM Slim Downlight Premium range is an ultra-thin recessed luminaire designed to replace downlight luminaires based on CFL lamp technology. There are a selection of sizes and colour temperature options to meet customer requirements. With this new extra slim range lighting can be upgraded in key segments such as office, commercial buildings, retail backoffice, hospitality. Easy choice to make switch to LED and benefit from energy saving and long life time.

## Features

- High efficiency: up to 90lm/w
- 45 000 hours lifetime (L70)
- Nominal Voltage: 220-240V
- Operating frequency: 50-60Hz
- 3 colour temperatures: 3000, 4000 and 6500K
- Colour rendering index: CRI 80+
- Beam angle:  $110 \pm 12^\circ$
- Operation temperature:  $-10^\circ\text{C}$  to  $40^\circ\text{C}$
- Luminaire storage:  $-40^\circ\text{C}$  to  $60^\circ\text{C}$
- 12 & 12W (1080 & 2000 lm) version is available with Tridonic Dali driver

## Benefits

- Direct replacement for compact fluorescent lamp downlights
- Up to 54% energy saving compared to luminaires that use CFL PI lamps
- Affordable solution for retrofit or new installations
- Reduced replacement and maintenance costs
- Easy installation
- UV-free & IR-free
- Product height with driver (36mm) fits more ceiling types

## Fixture structure

- Integrated polystyrene and polymethyl methacrylate front material and white aluminum housing for good heat dissipation
- 0,75 mm<sup>2</sup> hard wire for easy connection
- Tested for glow wire at  $650^\circ\text{C}$



## Application areas



Retail



Hospitality



Office

- Stairways
- Corridors
- General illumination

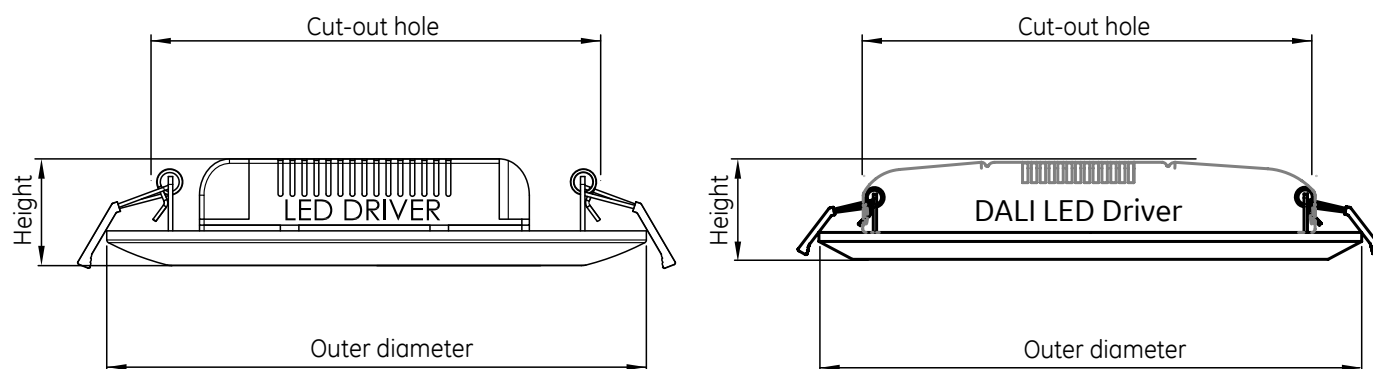
# Specification summary

Product Code	Product Code (DS)	Description	Watt. (W)	Lumen (lm)	Eff. (lm/W)	Nominal Current (mA)	THD	CCT (K)	IP	Repl. for CFL Plug-in	Energy Saving
<b>Static</b>											
93108085	-	LED DLR SLIM P1 TU6 IP40 12W 830 SST	12	1080	90	62	<30%	3000	40		
93108086	93103680	LED DLR SLIM P1 TU6 IP40 12W 840 SST	12	1080	90	62	<30%	4000	40	2 x 13W / 1 x 18W / 1 x 26W	up to 54%
-	93103681	LED DLR SLIM P1 TU6 IP40 12W 865 SST DS	12	1080	90	62	<30%	6500	40		
93108087	-	LED DLR SLIM P1 TU8 IP40 18W 830 SST	18	1530	85	95	<30%	3000	40		
93108088	93103682	LED DLR SLIM P1 TU8 IP40 18W 840 SST	18	1620	90	95	<30%	4000	40	2 x 18W / 1 x 32W	up to 50%
-	93103683	LED DLR SLIM P1 TU8 IP40 18W 865 SST DS	18	1620	90	95	<30%	6500	40		
93108090	-	LED DLR SLIM P1 TU8 IP40 22W 830 SST	22	2000	91	115	<30%	3000	40		
93108091	93103687	LED DLR SLIM P1 TU8 IP40 22W 840 SST	22	2000	91	115	<30%	4000	40	2 x 18W / 2 x 26W	up to 58%
-	93103688	LED DLR SLIM P1 TU8 IP40 22W 865 SST DS	22	2000	91	115	<30%	6500	40		
<b>DALI</b>											
93108096	-	LED DLR SLIM P1 TU6 IP40 12W 830 DST	12	1080	90	62	<30%	3000	40/20		
93108097	93103693	LED DLR SLIM P1 TU6 IP40 12W 840 DST	12	1080	90	62	<30%	4000	40/20	2 x 13W / 1 x 18W / 1 x 26W	up to 54%
-	93103694	LED DLR SLIM P1 TU6 IP40 12W 865 DST DS	12	1080	90	62	<30%	6500	40/20		
93108098	-	LED DLR SLIM P1 TU8 IP40 22W 830 DST	22	2000	91	115	<30%	3000	40/20		
93108099	93103695	LED DLR SLIM P1 TU8 IP40 22W 840 DST	22	2000	91	115	<30%	4000	40/20	2 x 18W / 2 x 26W	up to 58%
-	93103696	LED DLR SLIM P1 TU8 IP40 22W 865 DST DS	22	2000	91	115	<30%	6500	40/20		

## Common attributes

- Energy Class: A
- Power factor: 0.9
- THD: <30%

## Dimensions



Type	Size	Outer Diameter (mm)	Height (mm)	Cut-out hole (mm)	Weight (g) (with driver)	Weight (g) without driver
Static	6"/148 mm	180+/-2	36	150+/-2	310	240
Static	8"/200 mm	240+/-2	36	200+/-2	520	430
DALI	6"/148 mm	180+/-2	43	150+/-2	440	240
DALI	8"/200 mm	240+/-2	43	200+/-2	630	430

# Regulatory and standards

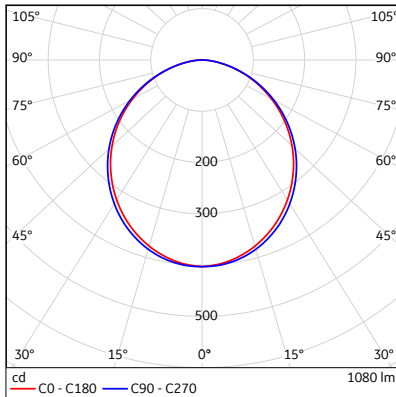
**Regulatory mark:** CE

**Regulations:** 2014/35/EU, 2014/30/EU, 2011/65/EU, (framework 2009/125/EC) EU/1194/2012 amended by EU 2015/1428, (framework 2010/30/EC) 874/2012 and 518/2014\*, 2012/19/EU\*

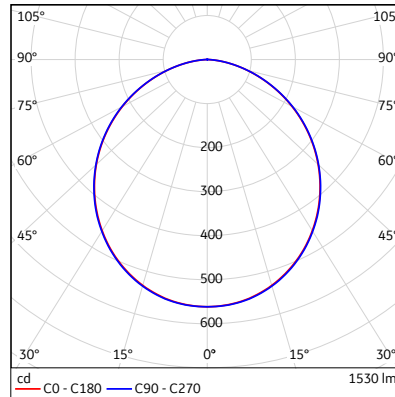
**Harmonized standards:** EN 60598, EN 62493, EN 61547, EN55015, EN 61000, look for CE Declaration of Conformity and Technical File for details

\*not on DOC

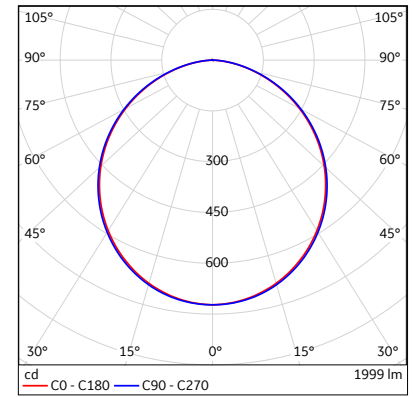
## Photometric data



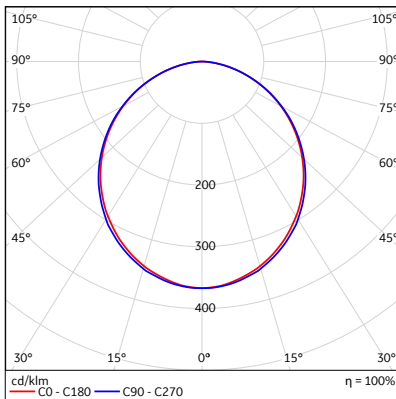
6 inch - 12W



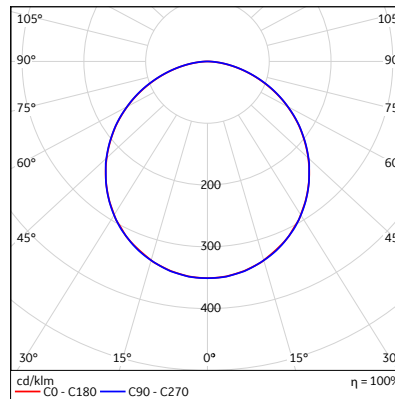
8 inch - 18W



8 inch - 22W



DALI - 12W



DALI - 22W

Photometry is based on LM79

## Order logic

Internal Code	Range	Generation	Brand	Size (diameter)	IP rating	System Wattage	CRI	CCT	Control-ler	Emergency option	Ship-ment
<b>LED DLR Slim</b>	<b>P - Premium</b>	<b>1 - Generation 1</b>	<b>TU - TUNGSRAM</b>	<b>6 - 6" 8 - 8"</b>	<b>IP40</b>	<b>12W 18W 22W</b>	<b>8 - 80 CRI</b>	<b>30 - 3000K 40 - 4000K 65 - 6500K</b>	<b>S - Static D - DALI</b>	<b>ST - Standard</b>	<b>DS - Direct Shipment</b>

**Example:** LED DLR Slim P1 TU6 IP40 12W 830 SST - Standard Slim Downlight, white 6" diameter, 12W, 3000K, 220-240V with remote static driver