

# Greenhouse Linear Toplight

One-to-One HPS Replacement



DATA SHEET

## Product information

The LED Greenhouse Linear Toplight double module lamp of the Tungsram Agritech Series has been designed as a replacement for traditional 1000W High Pressure Sodium lamps. It offers comparable light level up to 1820  $\mu\text{mol/s}$ , while it has an improved efficacy of 3.05  $\mu\text{mol/J}$  and uses 40% less energy. Our standard Toplight module contains a specific mix of wavelengths providing the optimized spectrum for many crops to grow efficiently, however we can flexibly tailor the LED selection to meet the need for specific plants. The passive cooling system, similarity of mounting and cabling options with HPS make Tungsram Toplight module the ideal choice for a LED based solution or a hybrid LED/HPS lighting system for existing or newly constructed greenhouses.

## Product Specifications

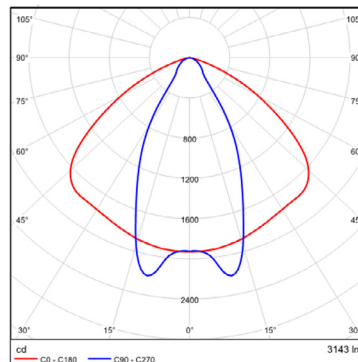
Product ID	Module	Growth Spectrum*	Nominal Power (W)	PPF ( $\mu\text{mol/s}$ )	Efficacy ( $\mu\text{mol/J}$ )	Optic	Control	Mounting
TUAS-GLIN	2	HRMB	600	1660	2.77	C1-120° L5-50°	F-Fix D-DALI	H-Hook B-Bracket
		HRLB	600	1820	3.03			

\*HR=Hight Red, MB=Medium Blue, LB=Low Blue

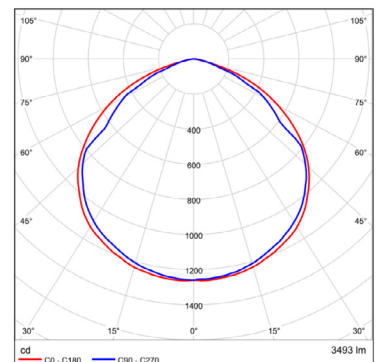
## Key Technical Features

- Highest PPF – up to 1820  $\mu\text{mol/s}$
- High efficiency LED design, up to 3,03  $\mu\text{mol/J}$
- Ingress protection: IP66
- IK08
- Operating Environment: 0°C to +40°C
- Life-time >50 000h (Ta= 25 °C)
- Low heat radiation compared to High Intensity Discharge lamps
- Passive cooling
- Simple hanging system for easy installation
- Impact resistant design made of glass and aluminum
- Painted white finish
- Regulatory approvals – CE, RoHS

## Photometric data

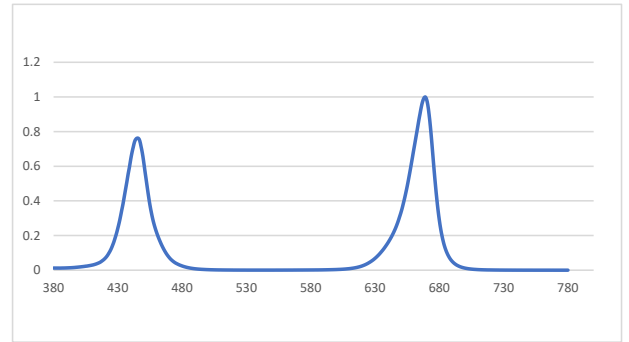
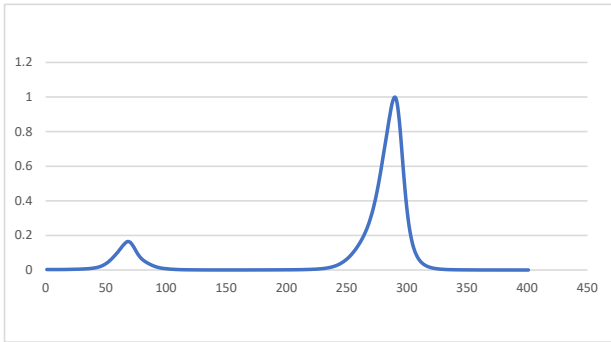


(with 50°optic)



(with 120°optic)

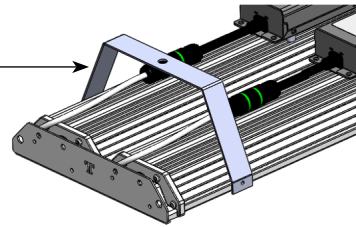
## Spectral distribution



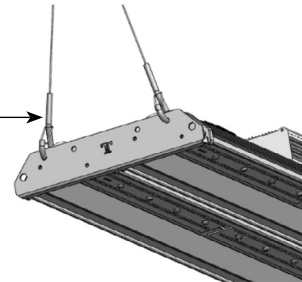
## Mounting

Various hook or bracket system options available for the installation and connection of this product. On request individual mounting solutions may also be developed. The mounting accessories need to be ordered separately.

**Rod Mount (optional)**  
Available on all fixture configurations.  
Attaches to M6 threaded rod.



**Y-Cable w/hook (optional)**  
Available in 1.5m, 3m, 4.5m, 6m  
lengths



*Note: Warranty only applies if products are installed with a mounting solution offered by us.*

## Dimensions (mm)

Weight: 10kg

