

TLBt & TMBt



Product information

Bring great light from Tungsram into your tunnels with the TLBt and TMBt, new single and double module tunnel lighting fixtures. The TLBt & TMBt are available in a range of optical combinations for flexibility across a wide range of applications such as low and high speed tunnels, underpasses and industrial areas. Maintenance in a tunnel environment can cause a headache not only for the operators but for the users as well. Tungsram's engineers therefore put major focus on developing a highly durable and reliable product with a long lifetime, providing an easy and rapid tool-less maintenance solution to speed up installation and reduce disruptive maintenance, as well as its costs. Safety is another important aspect regarding tunnels in which lighting has a key role. Our tunnel lighting solution can increase light quality and therefore safety through better visibility for drivers, who can react more rapidly to emergencies and other situations in tunnels, where every second matters.

Application areas

- Underpasses
- Industrial areas
- Floodlight

Installation and maintenance

Mounting options:

- Two types of fixing bracket are available: short arm for ceiling mounting, and long arm for wall mounting. Additional mounting solutions are available on request.
- Weight: 9 Kg
- Recommended mounting height: 4-8 m
The LED light engine and driver are replaceable without the need of tools, enabling a quick and easy maintenance solution
- Recommended maintenance factor for lighting design: 0.8
- Ambient temperature from -40°C to +50°C
- Storage temperature up to 85°C

Performance

- Rated luminous flux: from 3800 to 17,460lm
- Rated luminaire efficacy: up to 120 lm/W
- Rated median useful life and the associated rated LM factor:
L80B50 > 218.000 hours
- Rated median useful life and the associated rated LM factor:
L80B10 > 215.000 hours
- Rated abrupt failure value: 3.12 %*
- Lumen maintenance code: 9
- Rated ambient temperature (tq) related to performance for a luminaire: 25°C

*Definitions and tolerances according to IEC62722-2-1:2014

Driver features

- Drivers available from 50 up to 150 Watts with astrodimm, DALI control and CLO
- Minimum dimming level: 15W for TLBt and 30W for TMBt

Optics

Available photometric distributions:

- Extra narrow Asymmetric – medium (A)
- Narrow Asymmetric – medium (B, AQ)
- Asymmetric – short (C)
- Asymmetric forward – very short (D)
- Asymmetric – medium (E)
- Extra narrow Symmetric – medium (SA)
- Narrow Symmetric – medium (SB)
- Symmetric – short (SC)
- Symmetric forward – very short (SD)
- Symmetric – medium (SE, Y)
- Rated colour rendering index:>70

Rated correlated colour temperatures*: 4000K

S/P rating for 4000K: 1.56

ULOR: 0

Rated initial chromaticity co-ordinate values for 4000K:

- CIE(x= 0.38, y= 0.38) 5SDCM

Structures and materials

- Housing material: die-cast aluminium
- Optical material: aluminised plastic
- Optical cover: tempered glass
- Colour: RAL9005
- All materials used in this product are WEEE and ROHS compatible.

Standards and regulation

CE, Directive 2014/30EU, 2014/35/EU, 2009/125/EC, 1194/2012/EU, 2011/65/EU, EN 60598, EN 62471, EN 55015, EN 61000 (61000-3-2 and 61000-3-3), EN 62493, EN 61547, IEC 62031

Electrical

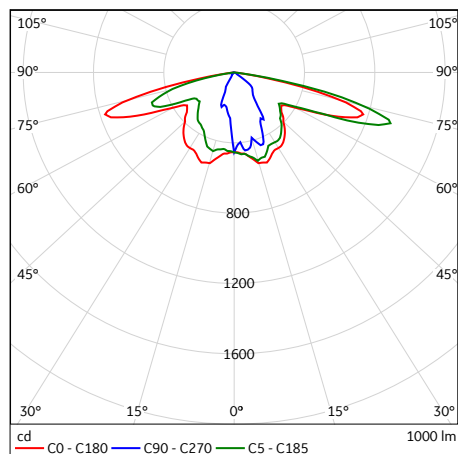
Input voltage and frequency: 220-240V, 50-60Hz
 Class I, Class II
 Surge protection: minimum 6kV/3kA
 Rated input power: 32W to 151W

Other options available

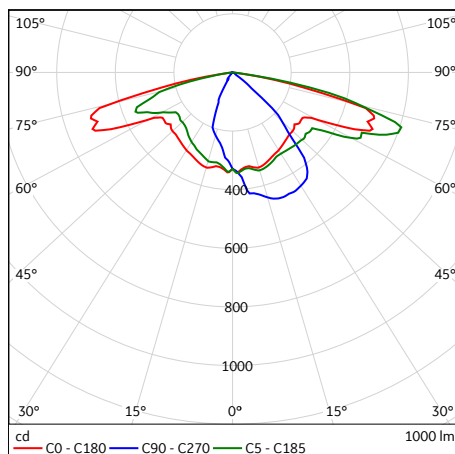
Precabbling and short/long mounting brackets

Typical photometrical features

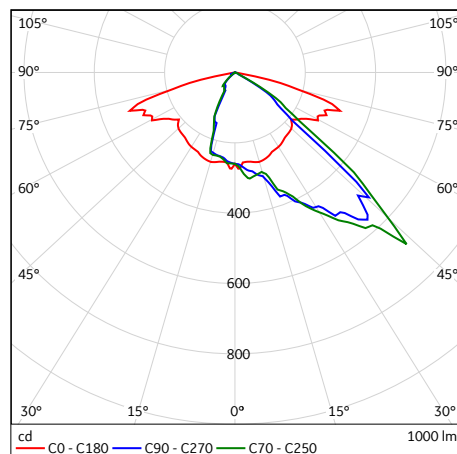
TLBt



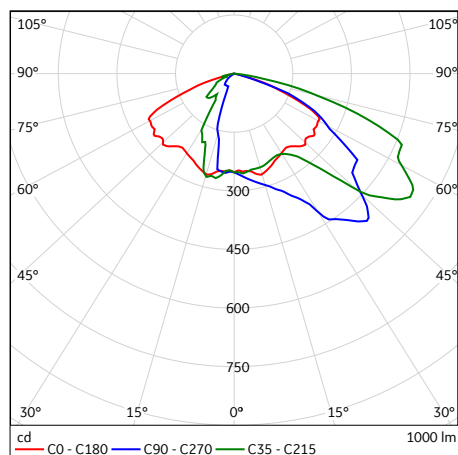
A



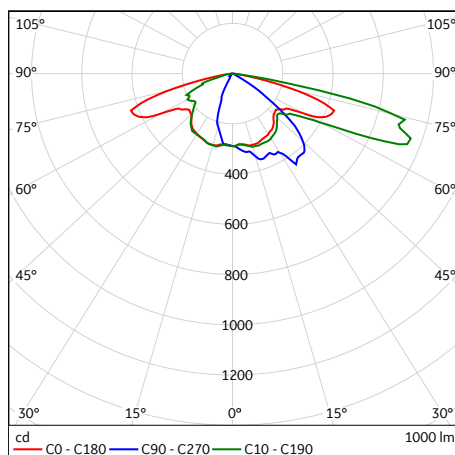
B



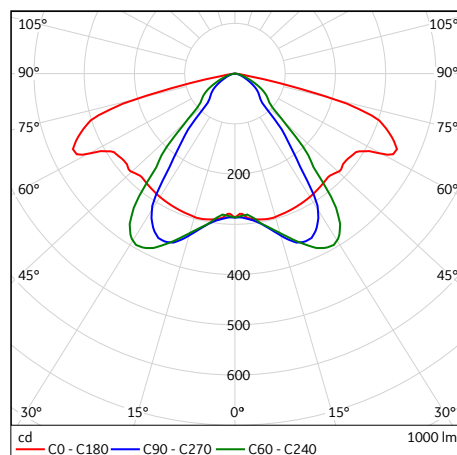
C



D

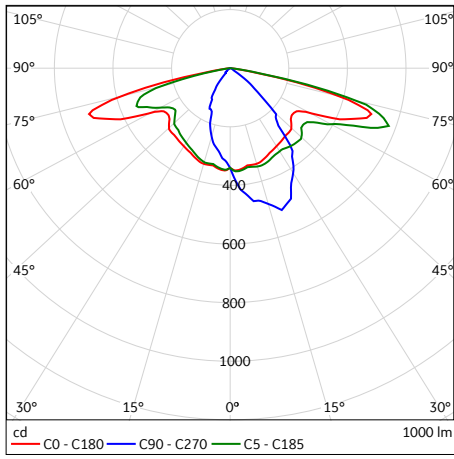


E

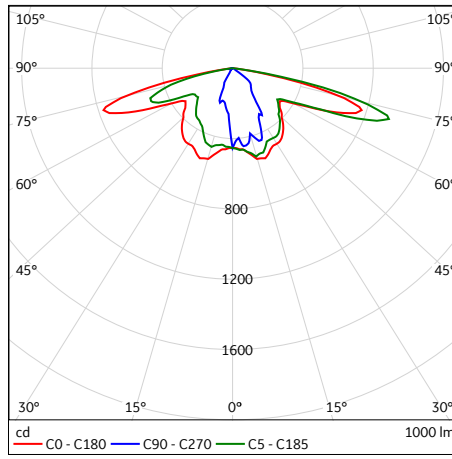


Y5

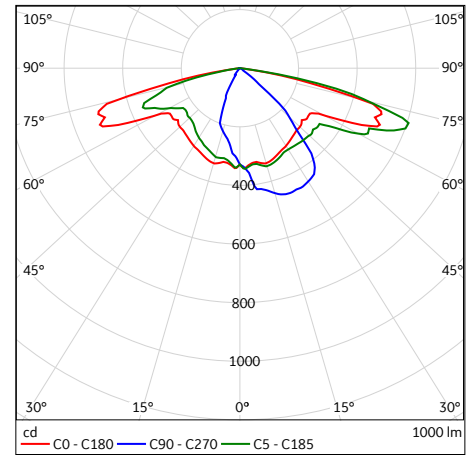
TMBt



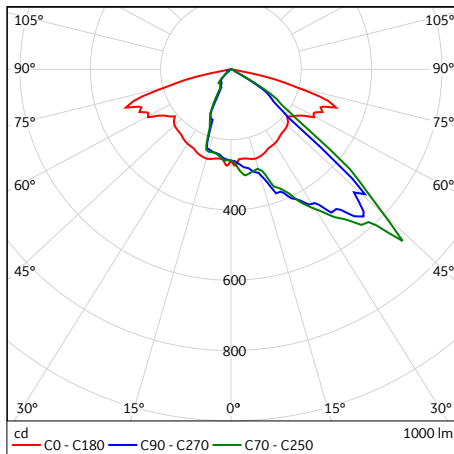
AQ



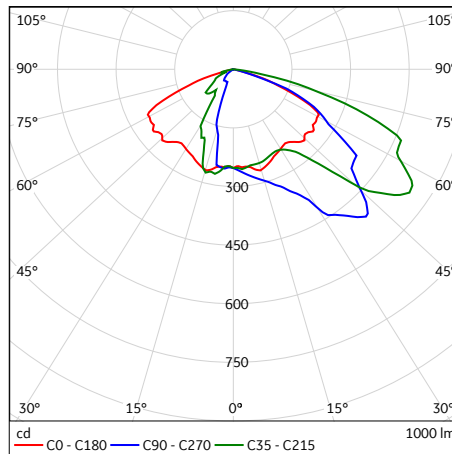
A



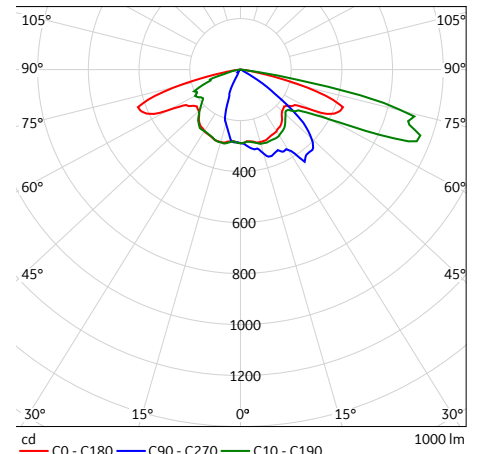
B



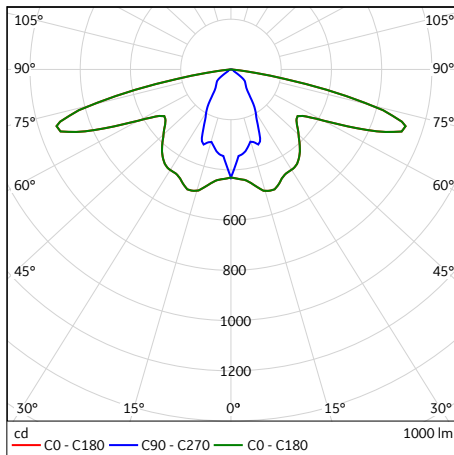
C



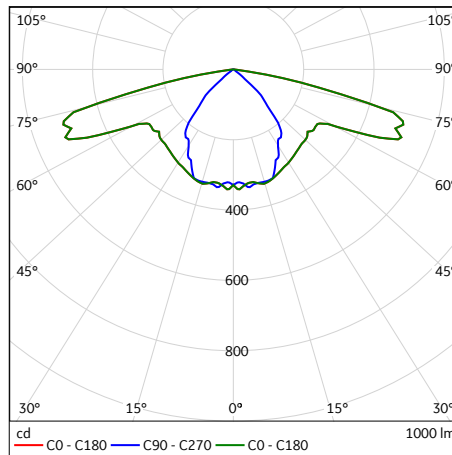
D



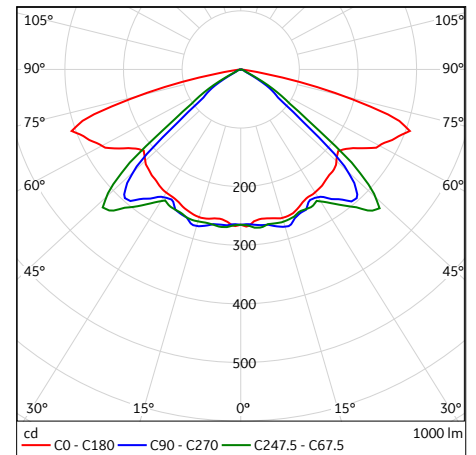
E



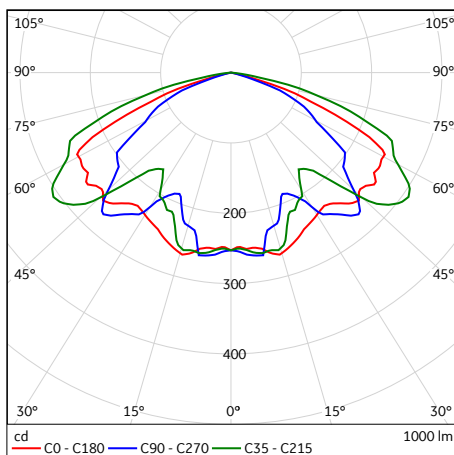
SA



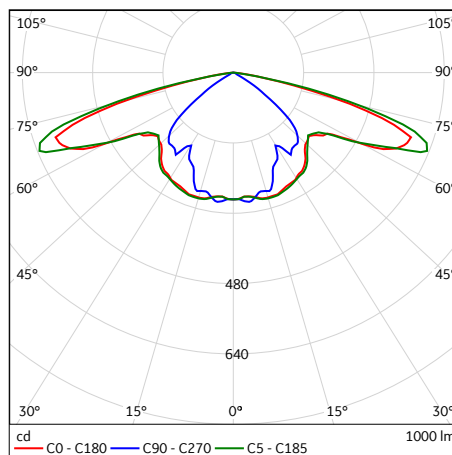
SB



SC

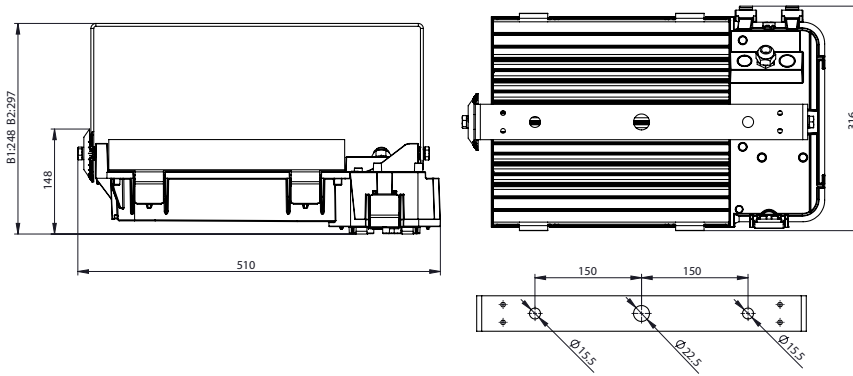


SD



SE

Dimensions (mm)



Order logic

TLBt

Name	Gen.	Front glass	Optics	Power (W)	CCT [K]	Control	Accessories	IEC protection class	Precabbling	Mounting
TLBt	3	F	A	32	40-4000	N - No control	ST - 6kV Surge immunity	C1 - Class 1	N - without precabbling	B1 - Short bracket for ceiling mounting
			B	42		D - DALI				
			C	54		W - LineSwitch				
			D	65		Y - DynaDIM				
			E	90		NL - No control + CLO				
			Y			DL - DALI + CLO				
						WL - LineSwitch + CLO				
		YL - DynaDIM +CLO								

Example: TLBt/3/F/A/32/40/N/ST/C1/N/B1

TMBt

Name	Gen.	Front glass	Optics	Power (W)	CCT [K]	Control	Accessories	IEC protection class	Precabbling	Mounting
TMBt	3	F	AA	130	40-4000	N - No control	ST - 6kV Surge immunity	C1 - Class 1	N - without precabbling	B1 - Short bracket for ceiling mounting
			AB			D - DALI				
			AC			W - LineSwitch				
			AD			Y - DynaDIM				
			AE			NL - No control + CLO				
			AQ			DL - DALI + CLO				
			SA			WL - LineSwitch + CLO				
			SB			YL - DynaDIM +CLO				
			SC							
			SD							
SE										

Example: TMBt/3/F/AB/130/40/N/ST/C1/N/B1