

SLBt

DATA SHEET



Product information

Introducing GE's latest LED road and street fixture, the SLBt, which makes the advantages of outdoor LED lighting available for everyone, even those on tight budgets. Designed to replace 35-100W HID and 24-36W CFL fixtures, the SLBt is a great LED solution for minor roads, residential streets and other public spaces where modest levels of illumination are required.

Application areas



Pedestrian street



Car park



Street & residential road lighting

Driver features

- Electronic, dimmable driver: Dali, CLO and dynadim from 15-72W
- Minimum dimming level 15W

Structures and materials

- Housing material: die-cast aluminium body, corrosion resistant screws and brackets
- Optic material: coated polycarbonate or aluminium
- Colour: RAL7035
- Optical cover: UV stabilized polycarbonate

Performance

- Rated luminous flux range: from 1220 to 8190 lm at 4000K
- Rated luminaire efficacy: Up to 115lm/W at 4000K
- Photometric code: 727/559, 730/559, 740/559
- Rated median useful life and the associated rated LM factor L80B50: > 195.000 hours
- Rated abrupt failure value: 11.5 %
- Lumen maintenance code: 9
- Rated ambient temperature (tq) related to performance for a luminaire: 25°C

Definitions and tolerances according to IEC62722-2-1:2014

Installation and maintenance

Mounting options:

- Side mount bracket \varnothing 35mm-60mm
- Post top bracket \varnothing 48mm-76mm
- Universal coupler side \varnothing 35mm-76mm
- Universal coupler post \varnothing 35mm-76mm
- Universal Coupler can be adjusted -15°, -10°, -5°, 0°, +5°, +10°, +15° by 5° degree steps
- Recommended mounting height: 4-15m
- Weight: 5 kg
- Only two hand-tools required for installing the fixture
- Storage temperature up to 85°C.
- Ambient temperature from -40°C to +35°C

Optics

Available photometric distributions:

- Narrow Asymmetric – medium (B, B2, B5)
- Asymmetric – short (C, C5)
- Asymmetric forward – very short (D)
- Asymmetric – medium (E, E2, E5)
- Forward asymmetric – medium (F, F5, G2)
- Narrow asymmetric – short (N)
- Narrow asymmetric with backlight – short (P, P5)
- Narrow asymmetric – medium (R)
- Narrow asymmetric – medium (S)
- Asymmetric – short (T)
- Asymmetric – medium (U)
- Pedestrian cross walk (X5, Z5)
- Symmetric – medium (Y5)

Rated colour rendering index: >70

Rated correlated colour temperatures: 2700K, 3000K, 4000K

S/P rating for: 2700K - 1.09, 3000K - 1.33, 4000K - 1.56

ULOR: 0

Rated initial chromaticity co-ordinate values for 2700K, 3000K, 4000K:

- CIE(x=0.4578, y=0.4101) 5SDCM
- CIE(x=0.43, y=0.403) 5SDCM
- CIE(x=0.38, y=0.38) 5SDCM

Electrical

Input voltage and frequency: 220-240V, 50-60Hz

Class I + Class II

Surge protection: 6kV

Rated input power: 15W to 72W

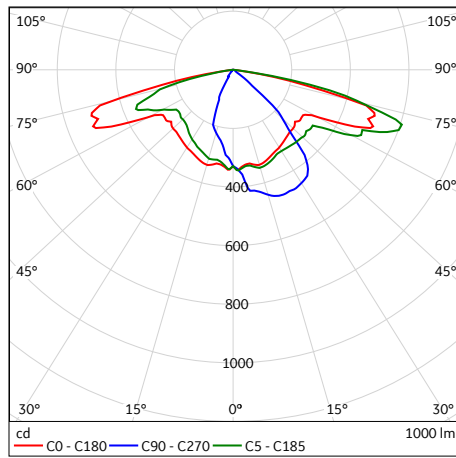
Standards and regulation

CE, ENEC, Directive 2004/108/EC, 2006/95/EC, 2009/125/EC
1194/2012/EU, 2011/65/EC, EN 60598, EN 62471, EN 55015,
EN 61000, EN 62493, EN 61547.

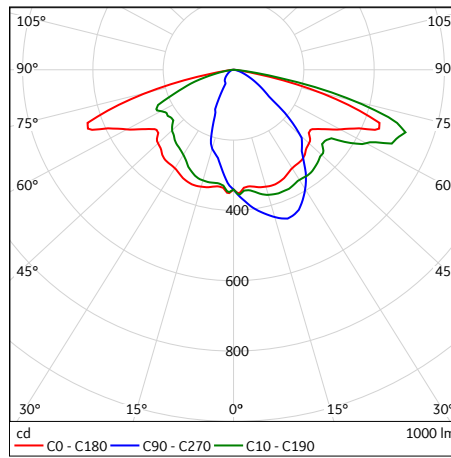
Other options available

Precabing, extra surge protection up to 10kV/5kA, daylight
sensor

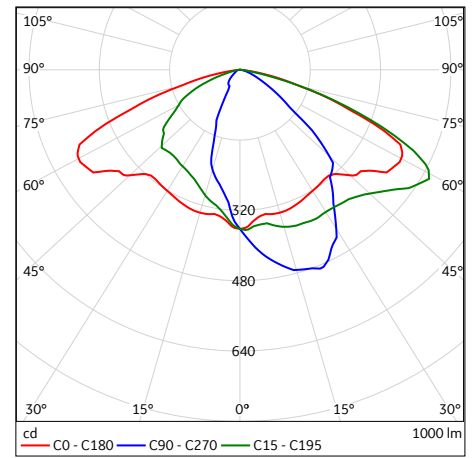
Typical photometrical features



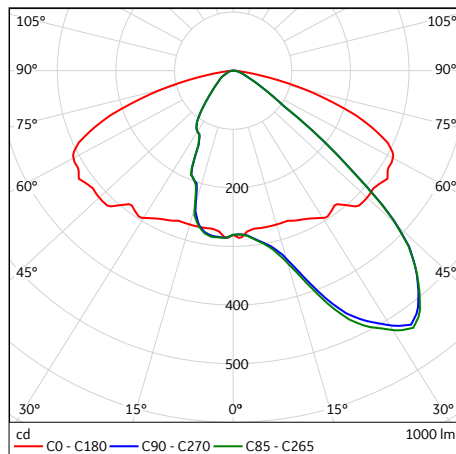
B



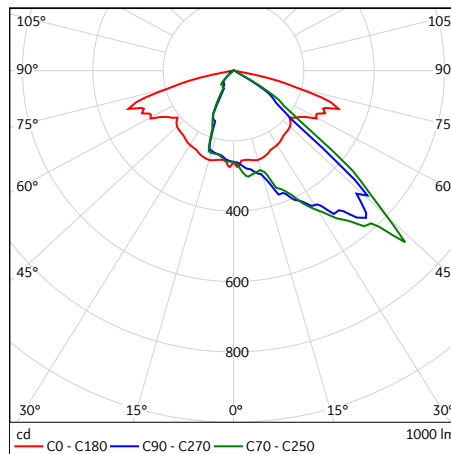
B2



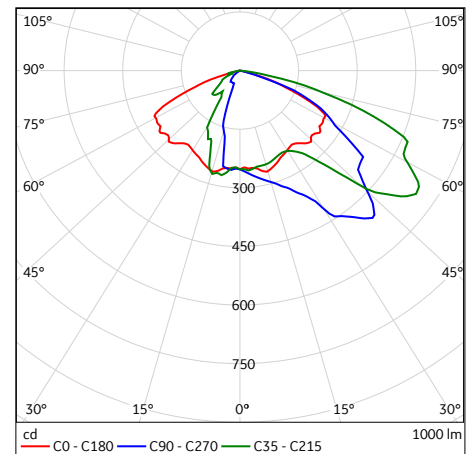
B5



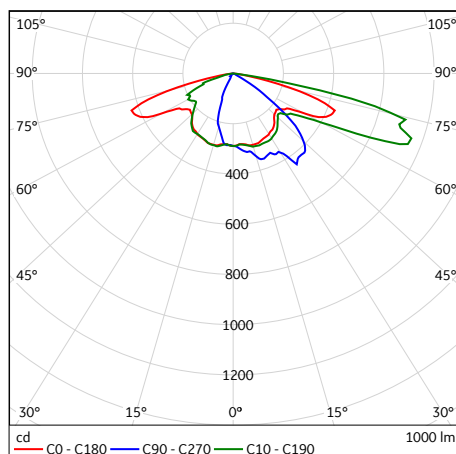
C5



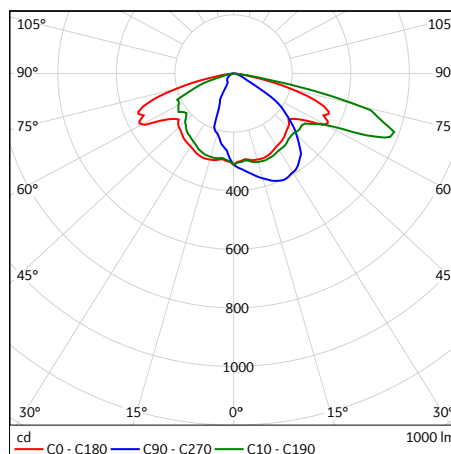
C



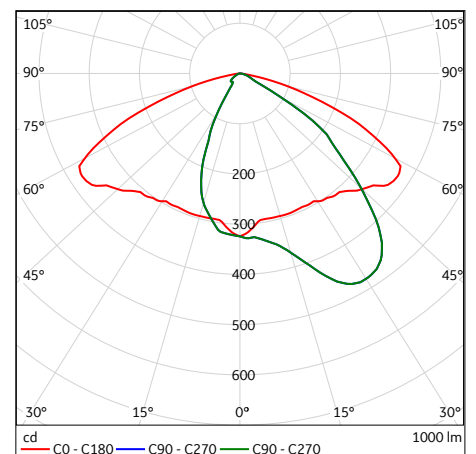
D



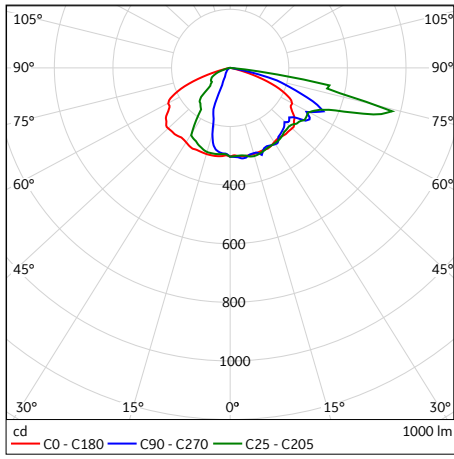
E



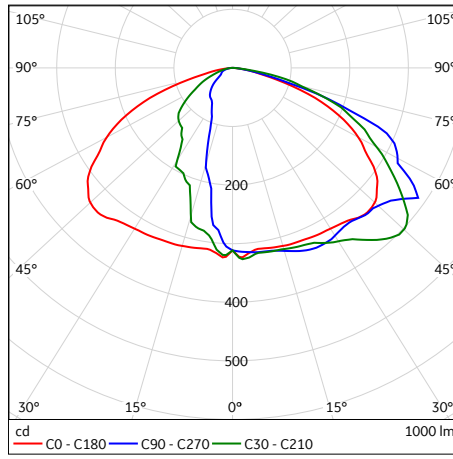
E2



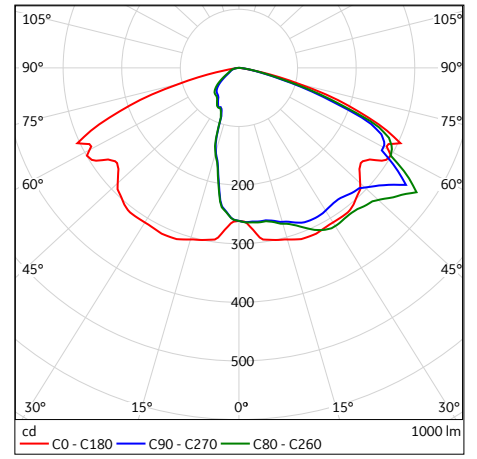
E5



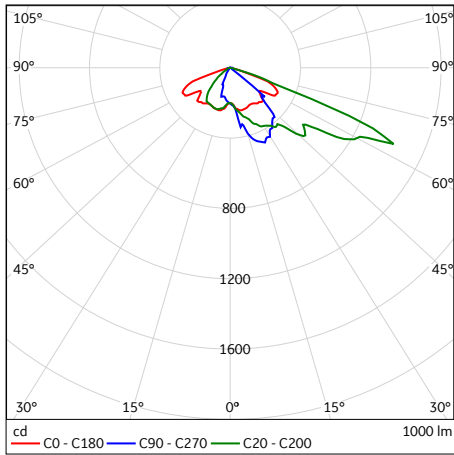
F



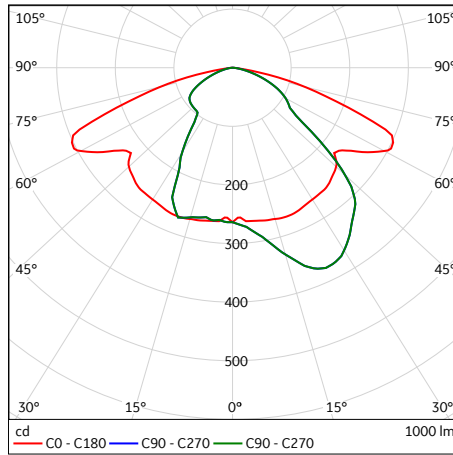
F5



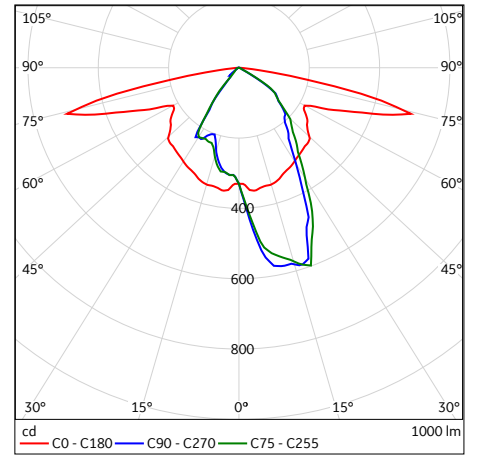
G2



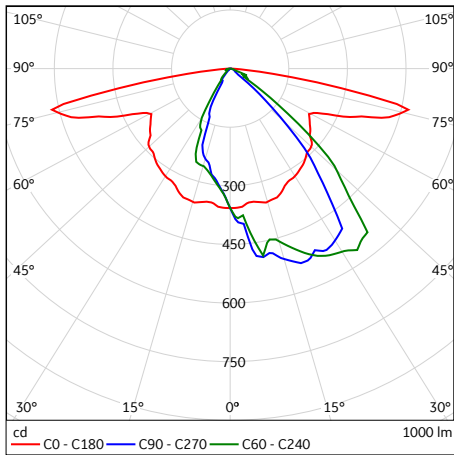
N



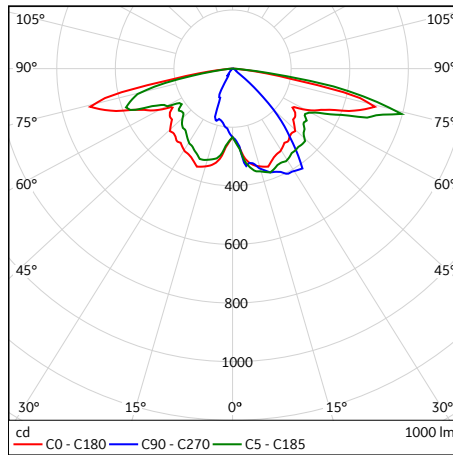
P5



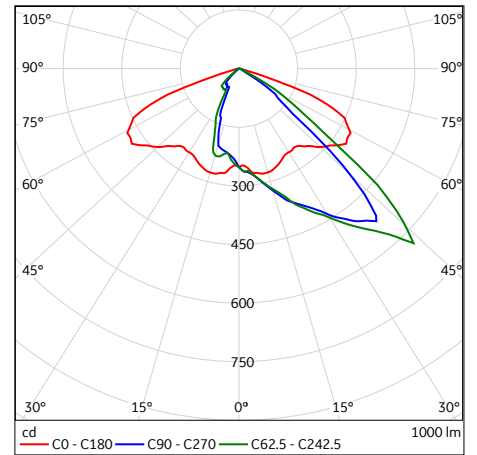
P



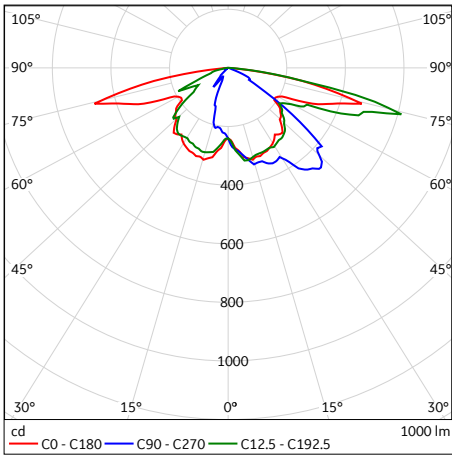
R



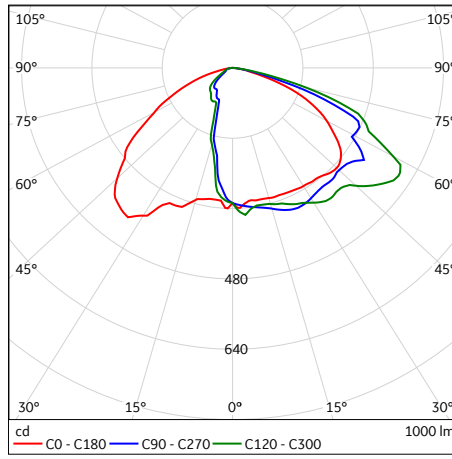
S



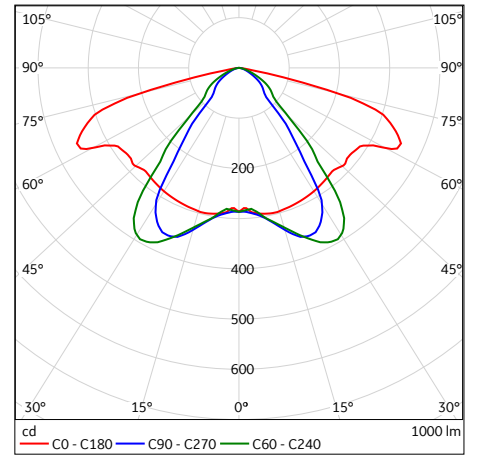
T



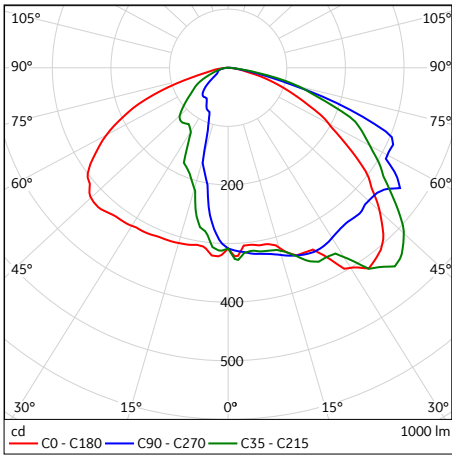
U



X5

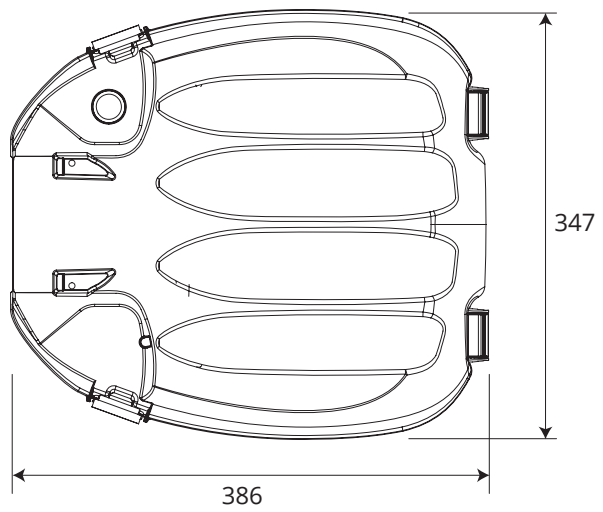
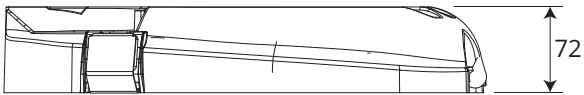


Y5



Z5

Dimensions (mm)



Order logic

Name	Gen.	Front Glass	Optics	Power (W)	CCT (K)	Control	Accessories	IEC Protection Classes	Precabbling	Mounting	Color
SLBt	3	F-Flat Glass	B	15	27-2700	No control with CLO	ST - Standard type	C1 - Class I C2 - Class II*	N- No precabbling	S60 - Side mount bracket 42-60mm	R7035
			C								
			D								
			E								
			F								
			N								
			P								
			R								
			S								
			T								
			U								
			B2								
			B5								
			C5								
			E2								
			E5								
			F5								
G2											
P5											
X5											
Y5											
Z5											

Example: SLBt/3/F/B/20/40/N/ST/C1/N/S60

* Marked constructions are not available with C2 IEC protection class

** LS and LSP variants are IP65 and IK07

