

LED Slim Downlight Start



DATA SHEET

IP20

Product information

TUNGSRAM Slim Downlight Start is a range of recessed luminaires designed to replace downlight luminaires based on traditional CFL lamp technology. The Slim Start range delivers a homogenous light for use in general lighting applications.

Features

- Functional design
- One-to-one replacement for conventional luminaires
- Up to 60% energy saving compared to CFL solutions
- Affordable solution for retrofit or new installations
- Reduced replacement and maintenance costs
- Low installation depth

Fixing structure

- Integrated polystyrene and polymethyl methacrylate front material and white aluminum housing for good heat dissipation
- Wire spring leaf for secure installation
- Tested for glow wire at 650°C

Application areas



Retail



Hospitality



Office



General lighting
Residential

Benefits

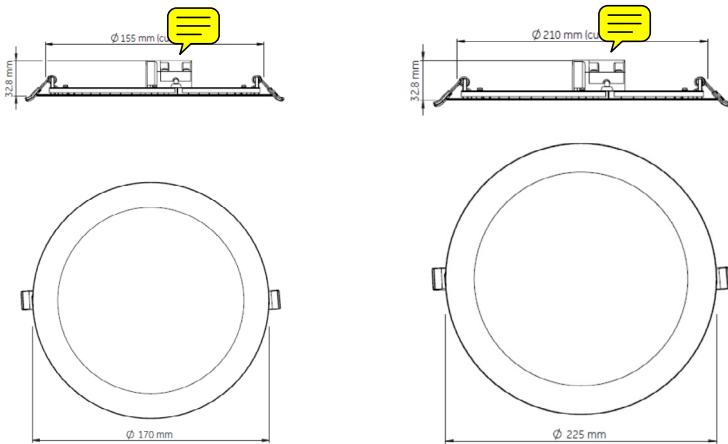
- Efficiency up to 93 lm/w
- 25 000 hours lifetime (L70)
- Nominal Voltage: 220-240V
- Operating frequency: 50/60Hz
- Available in more lumen versions up to 2050lm
- 3 color temperatures: 3000K, 4000K and 6000K
- Color rendering index: CRI 80+
- Beam angle: 110°
- Operation temperature: -20°C to +25°C
- IP20 ingress protection
- Simple recessed mounting in the ceiling (max 10-14mm)
- Remote driver solution, compatible with TU Emergency Converter Kit (93100237 and 93100238)



Specification summary

Product Code	Product Code (DS)	Description	Watt. (W)	Lumen (lm)	Efficiency (lm/W)	Power Factor	CRI	CCT (K)	Rated life (h)	IP	Energy Class	Dimmable	Replacement for CFL
93109204	TBD	LED DLR Slim S1 TU6 IP20 15W 830 SST	15	1140	76	>0.5	80+	3000	25000	IP 20	A+	No	
93109205	93109206	LED DLR Slim S1 TU6 IP20 15W 840 SST	15	1250	83	>0.5	80+	4000	25000	IP 20	A+	No	up to 55%
TBD	93109207	LED DLR Slim S1 TU6 IP20 15W 860 SST	15	1250	83	>0.5	80+	6000	25000	IP 20	A+	No	
93109208	TBD	LED DLR Slim S1 TU8 IP20 18W 830 SST	18	1550	86	>0.5	80+	3000	25000	IP 20	A+	No	
93109209	93109210	LED DLR Slim S1 TU8 IP20 18W 840 SST	18	1680	93	>0.5	80+	4000	25000	IP 20	A+	No	up to 50%
TBD	93109211	LED DLR Slim S1 TU8 IP20 18W 860 SST	18	1680	93	>0.5	80+	6000	25000	IP 20	A+	No	
93109212	TBD	LED DLR Slim S1 TU8 IP20 22W 830 SST	22	1900	86	>0.5	80+	3000	25000	IP 20	A+	No	
93109213	93109214	LED DLR Slim S1 TU8 IP20 22W 840 SST	22	2050	93	>0.5	80+	4000	25000	IP 20	A+	No	up to 60%
TBD	93109215	LED DLR Slim S1 TU8 IP20 22W 860 SST	22	2050	93	>0.5	80+	6000	25000	IP 20	A+	No	

Dimensions (mm)



Type	Outer size (mm)	Fixture height (mm)	Fixture height with driver (mm)	Cut-out hole (mm)	Weight (kg) with driver
15W	Ø170mm	11mm	32.8mm	155mm	0.245
18W	Ø225mm	11mm	32.8mm	210mm	0.340
22W	Ø225mm	11mm	32.8mm	210mm	0.340



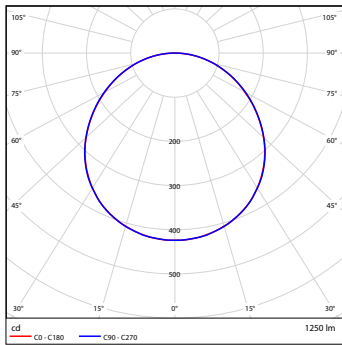
Regulatory and standards

Regulatory mark: CE

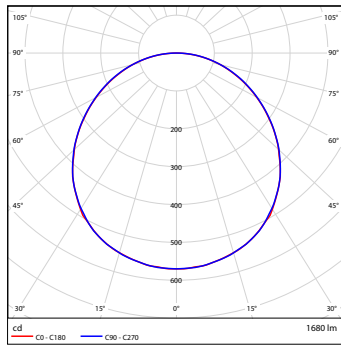
Regulations: 2014/35/EU, 2014/30/EU, 2011/65/EU, (framework 2009/125/EC) EU/1194/2012 amended by EU 2015/1428, (framework 2010/30/EC) 874/2012 and 518/2014*, 2012/19/EU*

Harmonized standards: EN 60598, EN 62493, EN 61547, EN55015, EN 61000, look for CE Declaration of Conformity and Technical File for details

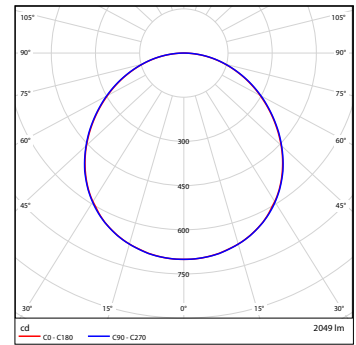
*not on DOC



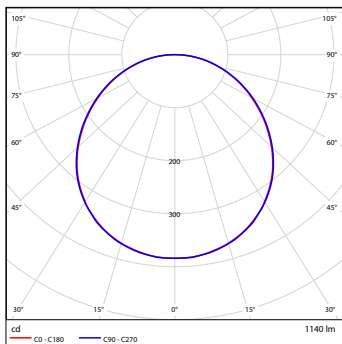
15W 4000/6000K



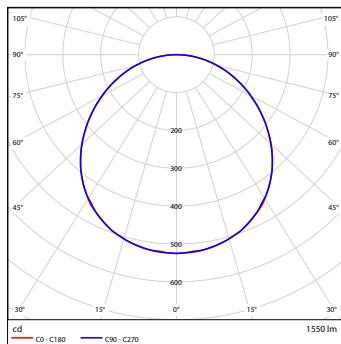
18W 4000/6000K



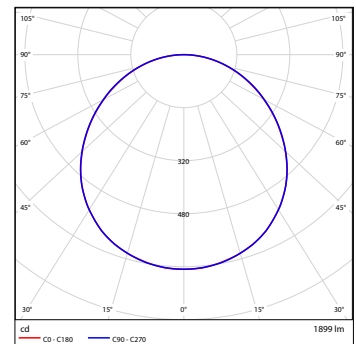
22W 4000/6000K



15W 3000K



18W 3000K



22W 3000K

Photometry is based on LM79

Overview

Internal Code	Range	Generation	Brand	Size (diameter)	IP rating	System Wattage	CRI	CCT	Dimming	Option	Shipment
LED DLR Slim	S - Start	Generation 1	TU - TUNGSRAM	6 - 6 inch 8 - 8 inch	IP20	15W 18W 22W	80 CRI	30 - 3000K 40 - 4000K 60 - 6000K	S - Start	ST - Standard	DS - Direct Shipment

Example: LED DLR Slim S1 TU8 IP20 22W 840 SST
Slim Downlight Start range, Generation 1, 22W 4000K, 8 inch cut-out size