



ALix



Product information

The ALix LED outdoor luminaire delivers outstanding features, style and attractive form factor. This latest design offers excellent efficacy even at higher lumen outputs to meet a wide range of area lighting needs. Using reflective optic technology, GE offers superior horizontal and vertical illuminance with high uniformity, while minimizing glare as fixture lumens increase. This system delivers unusually low perceived glare when viewed from beneath the fixture near nadir. The ALix provides reduced energy consumption, combined with a long rated life that virtually eliminates ongoing maintenance expenses, enabling significant operating cost benefits over the life of each fixture.

Application areas



Driver features

- Electronic, dimmable (DALI) driver with autonomous dimming: 32-140W
- Minimum dimming level 10-16W
- DynaDimmer
- Constant Light Output

Structures and materials

- Housing material: die-cast aluminium body, corrosion resistant screws and brackets
- Optic material: highly reflective aluminium coated plastic
- Optical cover: tempered glass
- Colour: RAL9007
- All materials used in this product are WEEE and ROHS compatible.

Performance

- Rated luminous flux range: from 3600 to 17600 lm at 5000K
- Rated luminaire efficacy: Up to 141lm/W at 5000K.
- Photometric code: 730/559, 740/559, 750/559
- Rated median useful life and the associated rated LM factor L80B50 > 131000 hours
- Rated abrupt failure value: 2.5 %
- Lumen maintenance code: 8
- Rated ambient temperature (tq) related to performance for a luminaire: 25°C

*Definitions and tolerances according to IEC62722-2-1:2014

Installation and maintenance

Mounting options:

- Coupler ø60mm for side-mount or post-top
- Adjustable bracket (between -85° and 85° from horizontal)
- Recommended mounting height: 8-15m
- Tool-less driver maintenance
- Storage temperature up to 85°C.
- Operating temperature from -40°C to +50°C

Optics

Available photometric distributions:

- Asymmetric Forward (AF)
 - Asymmetric Wide (AW)
 - Asymmetric Narrow (AN)
 - Asymmetric Extra Wide Flood (AEF)
 - Asymmetric Forward Throw Narrow* (AFN)
 - Symmetrical Wide Flood (SWF)
 - Symmetrical Narrow Spot (SNS)
- *AFN and AFW optics only available with Powers 100W & 140W

Rated colour rendering index:>70 at 4000K

Rated correlated colour temperatures*: 3000K, 4000K, 5000K

S/P rating for : 3000K: 1.24, 4000K: 1.47, 5000K:1.71

ULOR: 0

Rated initial chromaticity co-ordinate values:

- CIE(x=0.43, y=0.403) 5SDCM
- CIE(x= 0.38, y= 0.38) 5SDCM
- CIE(x= 0.34, y= 0.35) 5SDCM

Electrical

Input voltage and frequency: 220-240V, 50-60Hz

Class I, Class II

Surge protection: minimum 4kV/2kA

Rated input power: 31W to 142W

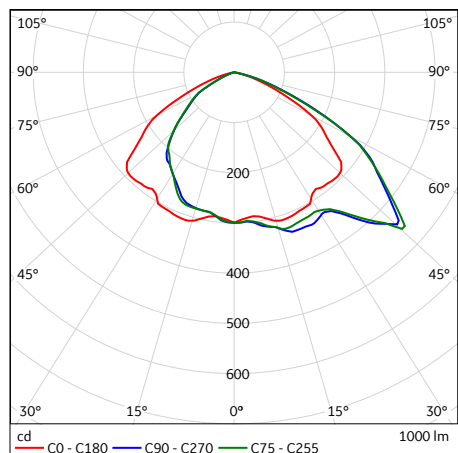
Standards and regulation

CE, ENEC, Directive 2004/108/EC, 2006/95/EC, 2009/125/EC, 1194/2012/EU, 2011/65/EC, EN 60598, EN 62471, EN 55015, EN 61000, EN 62493, EN 61547.

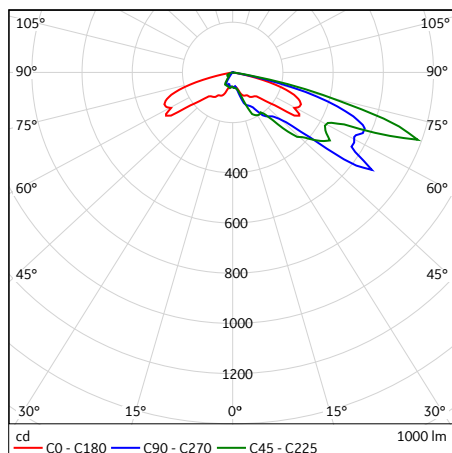
Other options available

Precabing, extra surge protection up to 10kV/5kA, Class II

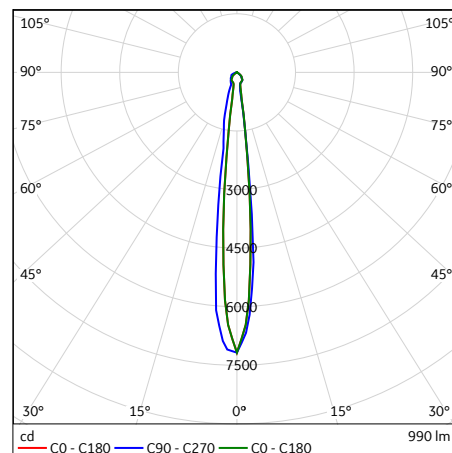
Typical photometrical features



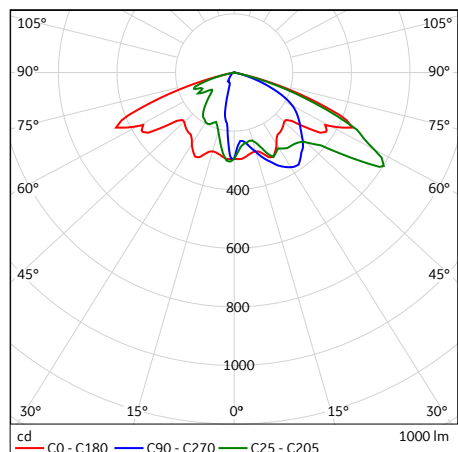
AEF



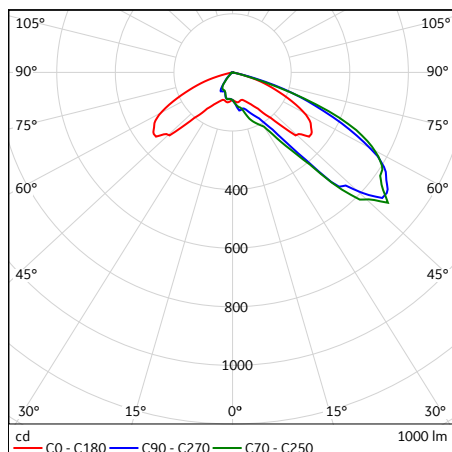
AF



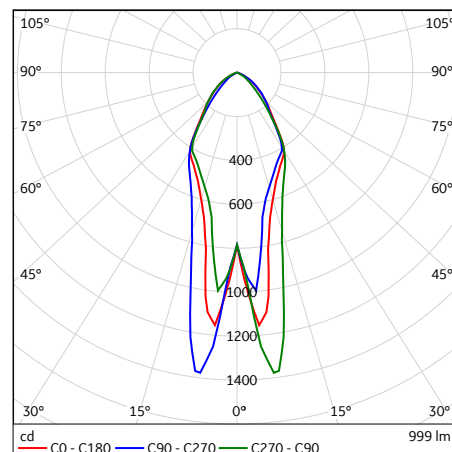
AFN



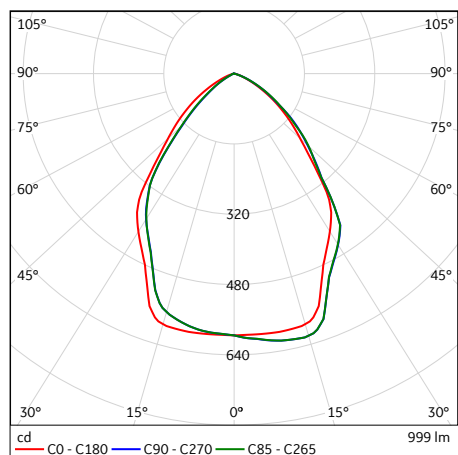
AN



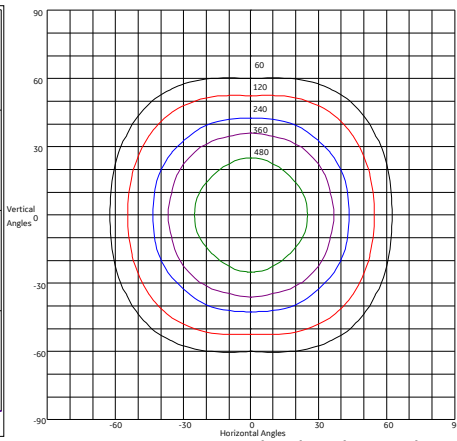
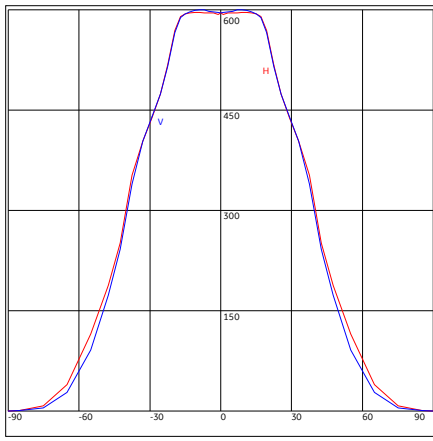
AW



SNS

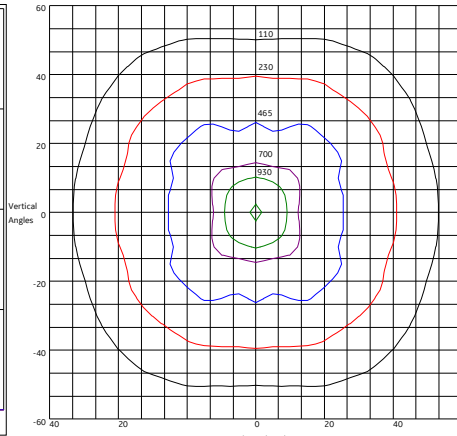
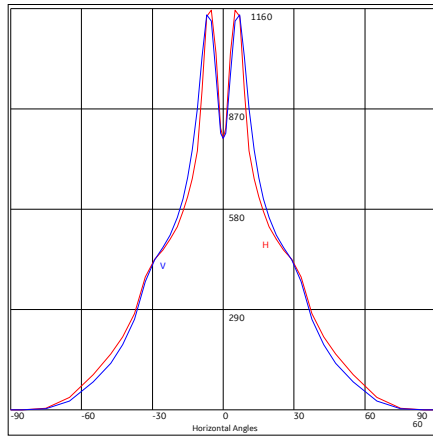


SWF



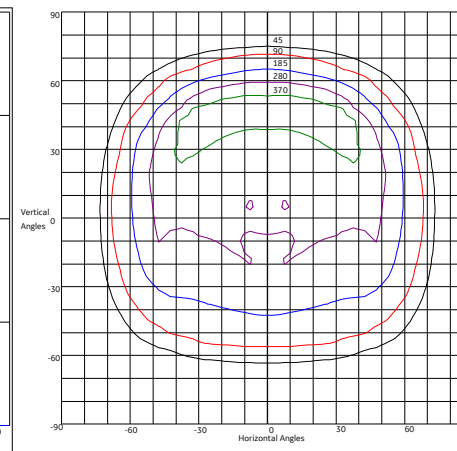
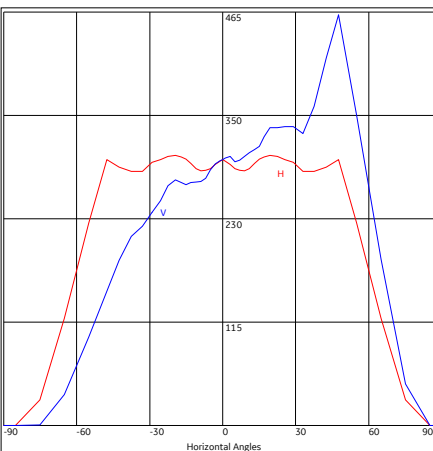
SWF - Symmetric Wide Flood Distribution

Distance [m]	Beam 80 x 80 [°]	Diameter [m]	Beam E _{ave} [lx/klm]
20		33 x 33	0.8
15		25 x 25	1.4
10		16 x 16	3.1
5		8 x 8	12.3
0		-	-



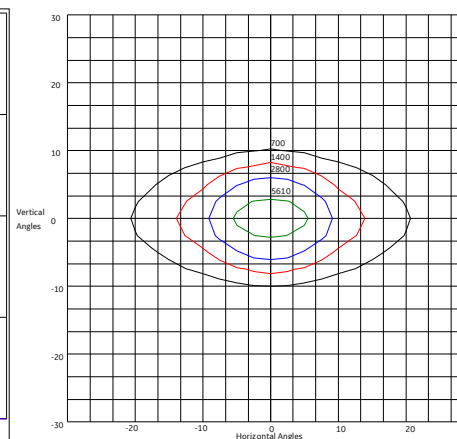
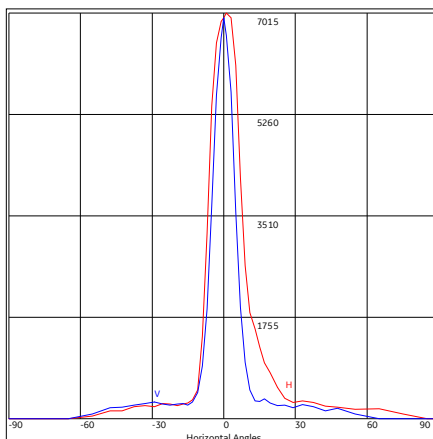
SNS - Symmetric Narrow Spot Distribution

Distance [m]	Beam 34 x 34 [°]	Diameter [m]	Beam E _{ave} [lx/klm]
20		12 x 12	2.3
15		9 x 9	4.1
10		6 x 6	9.1
5		3 x 3	36.5
0		-	-



AEF - Asymmetric Extra Wide Flood Distribution

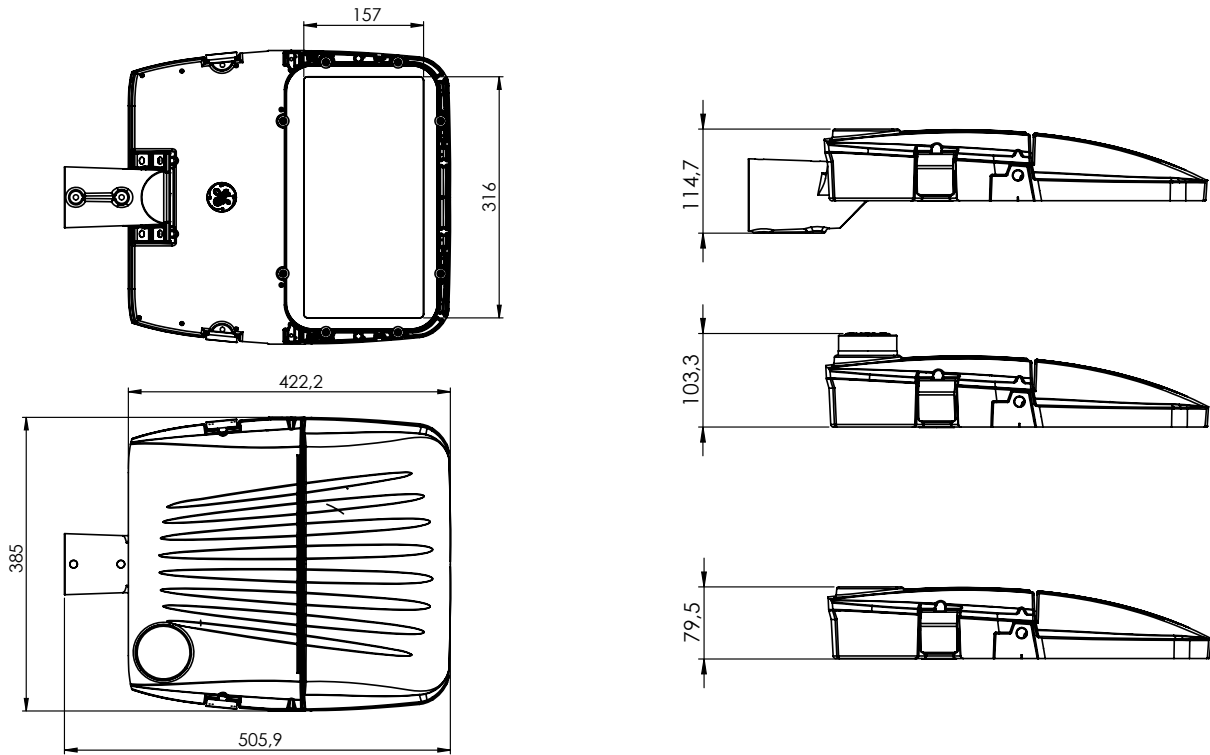
Distance [m]	Beam 88 x 93 [°]	Diameter [m]	Beam E _{ave} [lx/klm]
20		39 x 42	0.6
15		29 x 32	1.0
10		19 x 21	2.2
5		10 x 11	9.0
0		-	-



AFN - Asymmetric Forward Throw Wide Distribution

Távolság [m]	Sugárzási szög 11 x 14 [°]	Átmérő [m]	Beam E _{ave} [lx/klm]
20		4 x 5	12.5
15		3 x 4	22.3
10		2 x 2	50.1
5		1 x 1	200.3
0		-	-

Dimensions (mm)



Order logic

Name	Gen.	Front Glass	Optics	Power (W)	CCT (K)	Control	Accessories	IEC Protection Classes	Precabbling	Mounting	Color	Special Options
ALIX	3	F-Flat Glass	AF - Asymmetric Forward	32 50 70 100 140	3-3000 4-4000 5-5000	N - No control D - DALI external Y - Dynadim NL - Constant Light DL - DALI +CLO YL - Dynadim +CLO	ST - 6kV surge protection Sp - Enhanced surge protection** LS - 7pin NEMA socket with SP	1 - Class I 2 - Class II	N- No precabbling PXX- Precabbling with XX meters	C - 60mm Coupler B - Bracket	R9007	ST - Standard version A- 2 cable gland cable entries***
			AW - Asymmetric Wide									
			AN - Asymmetric Narrow									
			AEF - Asymmetric Extra Wide Flood									
			AFN - Asymmetric Forward Throw Narrow*									
			SWF - Symmetrical Wide Flood									
			SNS - Symmetrical Narrow Spot									

Example: ALIX/3/F/AEF/140/4/D/ST/1/P10/C/R9005/A

* AFN optics only available with powers 100W & 140W

** 10kV surge protection

*** Only with DALI external and DALI+CLO control options